

奥禄智能科技

AULU TECHNOLOGY

CATALOG 2023

FACTORY PRODUCTION DRAWING
工厂生产图



FACTORY PRODUCTION DRAWING
工厂生产图



可選用鎖體 Optional Lock Body



标准参数 Standard Parameters

锁形参数/Lock shape size: 420X75mm
锁体尺寸/Lock body size: 240X95X24mm
锁体距离/Lock body distance: 60 - 68mm
工作电压/Working voltage: 4200mA锂电池 4200mA lithium cell
静态功耗/Static power: $\leq 36\mu A$
动态电流/Dynamic current: $\leq 320mA$
电池寿命/Battery life: 正常使用6个月以上 Normal use for more than 6 months
低压报警/Low pressure alarm: $\leq 4.8\pm 0.2V$
工作温度/Working temperature: $-18^{\circ}C-60^{\circ}C$
相对湿度/Relative humidity: 20%-95%
指纹传感器/Fingerprint sensor: 半导体FPC1011F Semiconductor FPC1011F
分辨率高/High resolution: 500Dpi
键盘类别/keyboard class: 触摸按键/Touch keys
用户容量/user capacity: 指纹150枚, 密码150组 Fingerprint 150, 150 set password
验证时间/Verify the time: < 1.25
距真比率/From real ratio: $< 0.0001\%$

尺寸参数 Size Parameters



PM12 星空灰

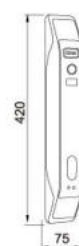
可選用鎖體 Optional Lock Body



标准参数 Standard Parameters

锁形参数/Lock shape size: 420X75mm
锁体尺寸/Lock body size: 240X95X24mm
锁体距离/Lock body distance: 60 - 68mm
工作电压/Working voltage: 4200mA锂电池 4200mA lithium cell
静态功耗/Static power: $\leq 36\mu A$
动态电流/Dynamic current: $\leq 320mA$
电池寿命/Battery life: 正常使用6个月以上 Normal use for more than 6 months
低压报警/Low pressure alarm: $\leq 4.8\pm 0.2V$
工作温度/Working temperature: $-18^{\circ}C-60^{\circ}C$
相对湿度/Relative humidity: 20%-95%
指纹传感器/Fingerprint sensor: 半导体FPC1011F Semiconductor FPC1011F
分辨率高/High resolution: 500Dpi
键盘类别/keyboard class: 触摸按键/Touch keys
用户容量/user capacity: 指纹150枚, 密码150组 Fingerprint 150, 150 set password
验证时间/Verify the time: < 1.25
距真比率/From real ratio: $< 0.0001\%$

尺寸参数 Size Parameters



P12 星空灰

可选项锁体 Optional Lock Body



标准参数 Standard Parameters

锁形参数/Lock shape size: 420X75mm
锁体尺寸/Lock body size: 240X95X24mm
锁体距离/Lock body distance: 60 - 68mm
工作电压/Working voltage: 4200mA锂电池 4200mA lithium cell
静态功耗/Static power: $\leq 36\mu A$
动态电流/Dynamic current: $\leq 320mA$
电池寿命/Battery life: 正常使用6个月以上 Normal use for more than 6 months
低压报警/Low pressure alarm: $\leq 4.8 \pm 0.2V$
工作温度/Working temperature: $-18^{\circ}C - 60^{\circ}C$
相对湿度/Relative humidity: 20%-95%
指纹传感器/Fingerprint sensor: 半导体FPC1011F Semiconductor FPC1011F
分辨率高/High resolution: 500Dpi
键盘类别/keyboard class: 触摸按键/Touch keys
用户容量/user capacity: 指纹150枚, 密码150组 Fingerprint 150, 150 set password
验证时间/Verify the time: < 1.25
距真比率/From real ratio: $< 0.0001\%$

尺寸参数 Size Parameters



PM30 星空灰

可选项锁体 Optional Lock Body



标准参数 Standard Parameters

锁形参数/Lock shape size: 420X75mm
锁体尺寸/Lock body size: 240X95X24mm
锁体距离/Lock body distance: 60 - 68mm
工作电压/Working voltage: 4200mA锂电池 4200mA lithium cell
静态功耗/Static power: $\leq 36\mu A$
动态电流/Dynamic current: $\leq 320mA$
电池寿命/Battery life: 正常使用6个月以上 Normal use for more than 6 months
低压报警/Low pressure alarm: $\leq 4.8 \pm 0.2V$
工作温度/Working temperature: $-18^{\circ}C - 60^{\circ}C$
相对湿度/Relative humidity: 20%-95%
指纹传感器/Fingerprint sensor: 半导体FPC1011F Semiconductor FPC1011F
分辨率高/High resolution: 500Dpi
键盘类别/keyboard class: 触摸按键/Touch keys
用户容量/user capacity: 指纹150枚, 密码150组 Fingerprint 150, 150 set password
验证时间/Verify the time: < 1.25
距真比率/From real ratio: $< 0.0001\%$

尺寸参数 Size Parameters



P30 星空灰

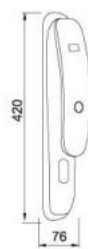
可選用鎖體 Optional Lock Body



标准参数 Standard Parameters

锁形参数/Lock shape size: 420X76mm
锁体尺寸/Lock body size: 240X95X24mm
锁体距离/Lock body distance: 60 - 68mm
工作电压/Working voltage: 4200mA锂电池 4200mA lithium cell
静态功耗/Static power: $\leq 36\mu A$
动态电流/Dynamic current: $\leq 320mA$
电池寿命/Battery life: 正常使用6个月以上 Normal use for more than 6 months
低压报警/Low pressure alarm: $\leq 4.8\pm 0.2V$
工作温度/Working temperature: $-18^{\circ}C-60^{\circ}C$
相对湿度/Relative humidity: 20%-95%
指纹传感器/Fingerprint sensor: 半导体FPC1011F Semiconductor FPC1011F
分辨率高/High resolution: 500Dpi
键盘类别/keyboard class: 触摸按键/Touch keys
用户容量/user capacity: 指纹150枚, 密码150组 Fingerprint 150, 150 set password
验证时间/Verify the time: < 1.25
距真比率/From real ratio: $< 0.0001\%$

尺寸参数 Size Parameters



PM40 星空灰

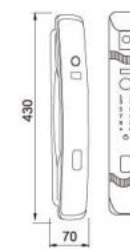
可選用鎖體 Optional Lock Body



标准参数 Standard Parameters

锁形参数/Lock shape size: 430X70mm
锁体尺寸/Lock body size: 240X95X24mm
锁体距离/Lock body distance: 60 - 68mm
工作电压/Working voltage: 4200mA锂电池 4200mA lithium cell
静态功耗/Static power: $\leq 36\mu A$
动态电流/Dynamic current: $\leq 320mA$
电池寿命/Battery life: 正常使用6个月以上 Normal use for more than 6 months
低压报警/Low pressure alarm: $\leq 4.8\pm 0.2V$
工作温度/Working temperature: $-18^{\circ}C-60^{\circ}C$
相对湿度/Relative humidity: 20%-95%
指纹传感器/Fingerprint sensor: 半导体FPC1011F Semiconductor FPC1011F
分辨率高/High resolution: 500Dpi
键盘类别/keyboard class: 触摸按键/Touch keys
用户容量/user capacity: 指纹150枚, 密码150组 Fingerprint 150, 150 set password
验证时间/Verify the time: < 1.25
距真比率/From real ratio: $< 0.0001\%$

尺寸参数 Size Parameters



PM15 尊贵黑



可选项锁体 Optional Lock Body



标准参数 Standard Parameters

锁形参数/Lock shape size: 421X82X65mm
锁体尺寸/Lock body size: 240X95X24mm
锁体距离/Lock body distance: 60 - 68mm
工作电压/Working voltage: 5000mAh锂电池 5000mAh lithium cell
静态功耗/Static power: $\leq 36\mu A$
动态电流/Dynamic current: $\leq 320mA$
电池寿命/Battery life: 正常使用6个月以上 Normal use for more than 6 months
低压报警/Low pressure alarm: $\leq 4.8\pm 0.2V$
工作温度/Working temperature: $-18^{\circ}C-60^{\circ}C$
相对湿度/Relative humidity: 20%-95%

指纹传感器/Fingerprint sensor: 半导体FPC1011F Semiconductor FPC1011F
分辨率高/High resolution: 500Dpi
键盘类别/keyboard class: 触摸按键/Touch keys
用户容量/user capacity: 指纹150枚, 密码150组 Fingerprint 150, 150 set password
验证时间/Verify the time: $< 1.25s$
距真比率/From real ratio: $< 0.0001\%$

尺寸参数 Size Parameters



P8 GB

可选项锁体 Optional Lock Body



标准参数 Standard Parameters

锁形参数/Lock shape size: 421X82X65mm
锁体尺寸/Lock body size: 240X95X24mm
锁体距离/Lock body distance: 60 - 68mm
工作电压/Working voltage: 5000mAh锂电池 5000mAh lithium cell
静态功耗/Static power: $\leq 36\mu A$
动态电流/Dynamic current: $\leq 320mA$
电池寿命/Battery life: 正常使用6个月以上 Normal use for more than 6 months
低压报警/Low pressure alarm: $\leq 4.8\pm 0.2V$
工作温度/Working temperature: $-18^{\circ}C-60^{\circ}C$
相对湿度/Relative humidity: 20%-95%
指纹传感器/Fingerprint sensor: 半导体FPC1011F Semiconductor FPC1011F
分辨率高/High resolution: 500Dpi
键盘类别/keyboard class: 触摸按键/Touch keys
用户容量/user capacity: 指纹150枚, 密码150组 Fingerprint 150, 150 set password
验证时间/Verify the time: $< 1.2S$
距真比率/From real ratio: $< 0.0001\%$

尺寸参数 Size Parameters



P8A LTG



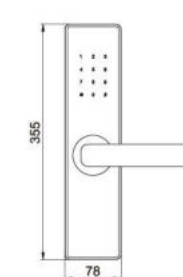
可选项锁体 Optional Lock Body



标准参数 Standard Parameters

锁形参数/Lock shape size: 260X63X24mm
锁体尺寸/Lock body size: 240X95X24mm
锁体距离/Lock body distance: 60 - 68mm
工作电压/Working voltage: 6V 4节或8节5#AA电池 Section 6 v section 4 or 8# 5 AA batteries
静态功耗/Static power: $\leq 36\mu A$
动态电流/Dynamic current: $\leq 320mA$
电池寿命/Battery life: 正常使用1年以上 Normal use more than one year
低压报警/Low pressure alarm: $\leq 4.8\pm 0.2V$
工作温度/Working temperature: $-18^{\circ}C-60^{\circ}C$
相对湿度/Relative humidity: 20%-95%
指纹传感器/Fingerprint sensor: 半导体FPC1011F Semiconductor FPC1011F
分辨率高/High resolution: 500Dpi
键盘类别/keyboard class: 触摸按键/Touch keys
用户容量/user capacity: 指纹150枚, 密码150组 Fingerprint 150, 150 set password
验证时间/Verify the time: $< 1.2S$
距真比率/From real ratio: $< 0.0001\%$

尺寸参数 Size Parameters



A58BL 尊贵黑



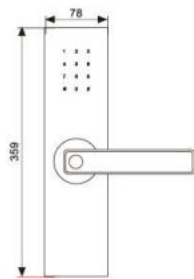
可选项锁体 Optional Lock Body



标准参数 Standard Parameters

锁形参数/Lock shape size: 260X63X24mm
锁体尺寸/Lock body size: 240X95X24mm
锁体距离/Lock body distance: 60 - 68mm
工作电压/Working voltage: 6V 4节或8节5#AA电池 Section 6 v section 4 or 8# 5 AA batteries
静态功耗/Static power: $\leq 36\mu A$
动态电流/Dynamic current: $\leq 320mA$
电池寿命/Battery life: 正常使用1年以上 Normal use more than one year
低压报警/Low pressure alarm: $\leq 4.8\pm 0.2V$
工作温度/Working temperature: $-18^{\circ}C-60^{\circ}C$
相对湿度/Relative humidity: 20%-95%
指纹传感器/Fingerprint sensor: 半导体FPC1011F Semiconductor FPC1011F
分辨率高/High resolution: 500Dpi
键盘类别/keyboard class: 触摸按键/Touch keys
用户容量/user capacity: 指纹150枚, 密码150组 Fingerprint 150, 150 set password
验证时间/Verify the time: $< 1.2S$
距真比率/From real ratio: $< 0.0001\%$

尺寸参数 Size Parameters



398 BL



398 RG



398 LTG

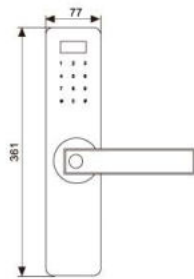
可选用锁体 Optional Lock Body



标准参数 Standard Parameters

锁形参数/Lock shape size: 361X78X26mm
锁体尺寸/Lock body size: 240X95X24mm
锁体距离/Lock body distance: 60 - 68mm
工作电压/Working voltage: 6V 4节或8节5#AA电池 Section 6 v section 4 or 8# 5 AA batteries
静态功耗/Static power: $\leq 36\mu A$
动态电流/Dynamic current: $\leq 320mA$
电池寿命/Battery life: 正常使用1年以上 Normal use more than one year
低压报警/Low pressure alarm: $\leq 4.8\pm 0.2V$
工作温度/Working temperature: $-18^{\circ}C-60^{\circ}C$
相对湿度/Relative humidity: 20%-95%
指纹传感器/Fingerprint sensor: 半导体FPC1011F Semiconductor FPC1011F
分辨率高/High resolution: 500Dpi
键盘类别/keyboard class: 触摸按键/Touch keys
用户容量/user capacity: 指纹150枚, 密码150组 Fingerprint 150, 150 set password
验证时间/Verify the time: $< 1.2S$
距真比率/From real ratio: $> 0.0001\%$

尺寸参数 Size Parameters



308 RG



308 LTG



308 BL

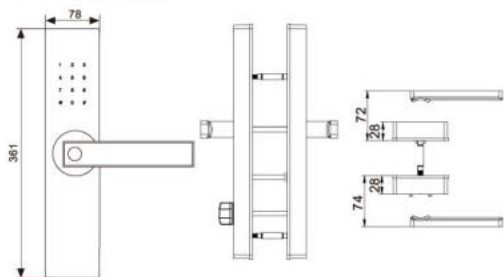
可选用锁体 Optional Lock Body



标准参数 Standard Parameters

锁形参数/Lock shape size: 339X78X28mm
锁体尺寸/Lock body size: 240X95X24mm
锁体距离/Lock body distance: 60 - 68mm
工作电压/Working voltage: 6V 4节或8节5#AA电池 Section 6 v section 4 or 8# 5 AA batteries
静态功耗/Static power: $\leq 36\mu A$
动态电流/Dynamic current: $\leq 320mA$
电池寿命/Battery life: 正常使用1年以上 Normal use more than one year
低压报警/Low pressure alarm: $\leq 4.8\pm 0.2V$
工作温度/Working temperature: $-18^{\circ}C-60^{\circ}C$
相对湿度/Relative humidity: 20%-95%
指纹传感器/Fingerprint sensor: 半导体FPC1011F Semiconductor FPC1011F
分辨率高/High resolution: 500Dpi
键盘类别/keyboard class: 触摸按键/Touch keys
用户容量/user capacity: 指纹150枚, 密码150组 Fingerprint 150, 150 set password
验证时间/Verify the time: $< 1.2S$
距真比率/From real ratio: $< 0.0001\%$

尺寸参数 Size Parameters



A28 RG



A28 BL



A28 LTG

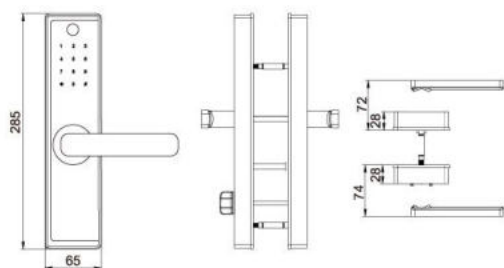
可选用锁体 Optional Lock Body



标准参数 Standard Parameters

锁形参数/Lock shape size: 339X78X28mm
锁体尺寸/Lock body size: 240X95X24mm
锁体距离/Lock body distance: 60 - 68mm
工作电压/Working voltage: 6V 4节或8节5#AA电池 Section 6 v section 4 or 8# 5 AA batteries
静态功耗/Static power: $\leq 36\mu A$
动态电流/Dynamic current: $\leq 320mA$
电池寿命/Battery life: 正常使用1年以上 Normal use more than one year
低压报警/Low pressure alarm: $\leq 4.8\pm 0.2V$
工作温度/Working temperature: $-18^{\circ}C-60^{\circ}C$
相对湿度/Relative humidity: 20%-95%
指纹传感器/Fingerprint sensor: 半导体FPC1011F Semiconductor FPC1011F
分辨率高/High resolution: 500Dpi
键盘类别/keyboard class: 触摸按键/Touch keys
用户容量/user capacity: 指纹150枚, 密码150组 Fingerprint 150, 150 set password
验证时间/Verify the time: < 1.25
距真比率/From real ratio: $< 0.0001\%$

尺寸参数 Size Parameters



189 LTG



189 TA



189 RG

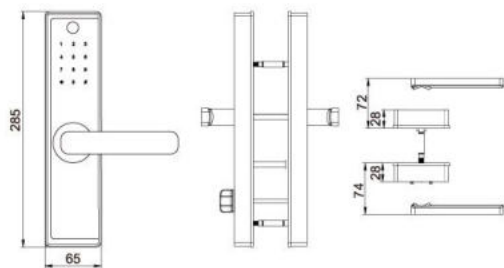
可选用锁体 Optional Lock Body



标准参数 Standard Parameters

锁形参数/Lock shape size: 339X78X28mm
锁体尺寸/Lock body size: 240X95X24mm
锁体距离/Lock body distance: 60 - 68mm
工作电压/Working voltage: 6V 4节或8节5#AA电池 Section 6 v section 4 or 8# 5 AA batteries
静态功耗/Static power: $\leq 36\mu A$
动态电流/Dynamic current: $\leq 320mA$
电池寿命/Battery life: 正常使用1年以上 Normal use more than one year
低压报警/Low pressure alarm: $\leq 4.8\pm 0.2V$
工作温度/Working temperature: $-18^{\circ}C-60^{\circ}C$
相对湿度/Relative humidity: 20%-95%
指纹传感器/Fingerprint sensor: 半导体FPC1011F Semiconductor FPC1011F
分辨率高/High resolution: 500Dpi
键盘类别/keyboard class: 触摸按键/Touch keys
用户容量/user capacity: 指纹150枚, 密码150组 Fingerprint 150, 150 set password
验证时间/Verify the time: < 1.25
距真比率/From real ratio: $< 0.0001\%$

尺寸参数 Size Parameters



186 LTG



186 RG



186 TA

可选用锁体 Optional Lock Body



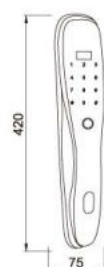
标配锁体
标准6068
Standard lock body
Standard 6068

标配锁体:50*50逃生锁体
选配锁体:50*63逃生锁体
选配锁体:50*72逃生锁体

标准参数 Standard Parameters

锁形参数/Lock shape siz: 420X75mm
锁体尺寸/Lock body siz: 240X95X24mm
锁体距离/Lock body distance: 60 - 68mm
工作电压/Working voltage: 4200mAh 锂电池
静态功耗/Static power: $\leq 36\mu A$
动态电流/Dynamic current: $\leq 320mA$
电池寿命/Battery life: 正常使用1年以上 Normal use more than one year
低压报警/Low pressure alarm: $\leq 4.8\pm 0.2V$
工作温度/Working temperature: $-18^{\circ}C-60^{\circ}C$
相对湿度/Relative humidity: 20%-95%
指纹传感器/Fingerprint sensor: 半导体FPC1011F Semiconductor FPC1011F
分辨率高/High resolution: 500Dpi
键盘类别/keyboard class: 触摸按键/Touch keys
用户容量/user capacity: 指纹150枚, 密码150组 Fingerprint 150, 150 set password
验证时间/Verify the time: $< 1.2S$
距真比率/From real ratio: $< 0.0001\%$

尺寸参数 Size Parameters



P20 SA



P20 BL

285 房门智能锁



哑黑

产品材质：锌合金
产品规格：144x65x28mm
指纹容量：50枚、密码容量：100组
供电方式：6V (1.5V4节7号干电池)
适装门厚：30-65mm
可选颜色：哑黑、扫镍

开锁方式：指纹、密码、钥匙
(选配：手机开锁、通通锁、涂鸦)



扫镍



哑黑

185 房门智能锁

产品材质：锌合金
产品规格：144x65x28mm
指纹容量：50枚、密码容量：100组
供电方式：6V (1.5V4节7号干电池)
适装门厚：30-65mm
可选颜色：哑黑、扫镍

开锁方式：指纹、密码、钥匙
(选配：手机开锁、通通锁、涂鸦)



密码解锁

高清面板自带密码解锁
操作简单



常开功能设置

长按设置键，指示灯亮三下，
即可开启常开模式重复操作可以
关闭常开模式。

F285 房门智能锁



哑黑

产品材质：锌合金
产品规格：144x65x28mm
指纹容量：50枚、密码容量：100组
供电方式：6V (1.5V4节7号干电池)
适装门厚：30-65mm
可选颜色：哑黑、扫镍

开锁方式：指纹、密码、钥匙
(选配：手机开锁、通通锁、涂鸦)



网关选配

手机远程开锁、关锁
不限距离，通通锁APP远程
开锁/关锁



扫镍



哑黑

F195 房门智能锁

产品材质：锌合金、铝合金
产品规格：144x65x28mm
指纹容量：50枚、密码容量：100组
供电方式：6V (1.5V4节7号干电池)
适装门厚：30-65mm
可选颜色：哑黑、扫镍

开锁方式：指纹、密码、钥匙
(选配：手机开锁、通通锁、涂鸦)



哑黑

F265 房门智能锁

产品材质：铝合金
产品规格：144x65x28mm
指纹容量：20枚
供电方式：6V (1.5V4节7号干电池)
适装门厚：30-65mm
可选颜色：哑黑、扫镍

开锁方式：指纹、钥匙
(选配：手机开锁、通通锁)



155 房门智能锁



扫镍



哑黑

产品材质：铝合金
产品规格：144x65x28mm
指纹容量：20枚
供电方式：6V (1.5V4节7号干电池)
适装门厚：30-65mm
可选颜色：哑黑、扫镍

开锁方式：指纹、钥匙
(选配：手机开锁、通通锁)



扫镍



哑黑

165 房门智能锁



产品材质：锌合金
产品规格：144x65x28mm
指纹容量：20枚
供电方式：6V (1.5V4节7号干电池)
适装门厚：30-65mm
可选颜色：哑黑、扫镍

开锁方式：指纹、钥匙
(选配：手机开锁、通通锁)



不分方向 左右互换

不用区分把手方向，
上提反锁下压开锁，安装更方便



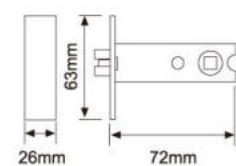
哑黑

275 房门智能锁

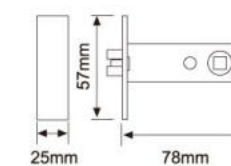
产品材质：锌合金
产品规格：144x65x28mm
指纹容量：20枚
供电方式：6V(1.5V4节7号干电池)
适装门厚：30-65mm
可选颜色：哑黑、扫镍

开锁方式：指纹、钥匙
(选配：手机开锁、通通锁)

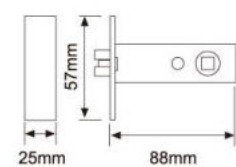




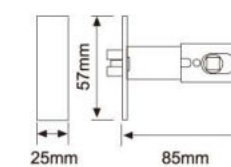
50单舌



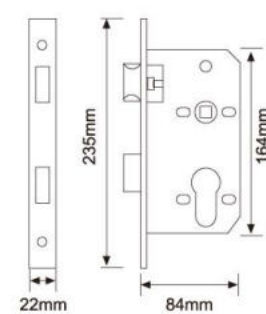
60单舌



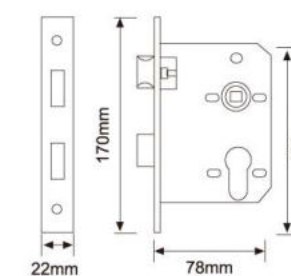
70单舌




60/70可调节锁利



55X72锁体



50X58锁体



以极致·挑战极限

CHALLENGE THE LIMIT WITH
THE EXTREME





NEW ENTRANCE · UNIQUE

新登场 · 自独特

MINIMAL
极简锁

LACON
莱肯

BUGATTI
布加迪

AURORA
极光

RAILINK
极致



T8 P.01



A3-76 P.27



A18-278 P.19



A3-506 P.43



A6-273 P.62



A6-252 P.67



T5 P.03



A3-75 P.29



A18-283 P.21



A6-297 P.53



A6-201 P.63



A6-233 P.68



T1 P.05



A3-282 P.31



A18-263 P.23



A6-280 P.55



A6-209 P.64



A6S-74 P.69



T2 P.09



A3-256 P.32

REGENT
丽晶



A6-279 P.57



A6-255 P.65



A6-207 P.70



T3 P.11



A3-226 P.33



A3-231 P.40



A6-290 P.59



A6-263 P.71



A19-273 P.14



A3-268 P.35



A3-266 P.37



A6-292 P.60



M100-201-02 P.15

CITYLINE
倾城

CURVEONE
非凡



A3-502 P.41



A3-285 P.79



A2-202 P.91



A3-505 P.45



A3-288 P.81



A3-705 P.93



A3-293 P.47



A3-289 P.83



A3-226B P.94



A3-296 P.49



A3-267 P.85



A3-32 P.95



A3-298 P.52



A3-68 P.87



A3-216 P.97



A3-286 P.76



A3-121 P.89



A3-701 P.98



A3-272 P.78



A3-236 P.90



A2-206 P.99



A2-150 P.100



A3-265 P.109



A3-232 P.116



A3-82 P.101



A3-259 P.111



A3-76B P.117



A3-291 P.102



A3-258 P.112



A3-269 P.118



A3-237 P.103



A3-228 P.113



A3-210 P.120



A3-229 P.105



A3-225 P.114



A2-218 P.121



A3-277 P.107

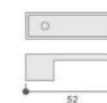


A3-238 P.115

MINIMAL T8



Size-尺寸



Finish-表面

黑镍+黑皮
鎏金+黑拉丝
氧化铝+瓷白



Material-材质
锌合金

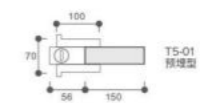

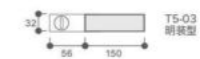
注: 可定制任意颜色 Any color can be customized



MINIMAL T5



Size-尺寸



Finish-表面

- 哑黑+爱马仕橙
- 哑黑+摩卡棕
- 哑黑



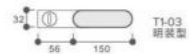
Material-材质

锌合金

注: 可定制任意颜色 Any color can be customized

MINIMAL T1

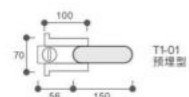
Size-尺寸



T1-03
隐藏型



T1-02
隐藏型



T1-01
外露型

Finish-表面

哑黑+爱马仕橙
哑黑+摩卡棕
哑黑



Material-材质
锌合金

注: 可定制任意颜色 Any color can be customized





MINIMAL

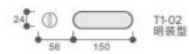
T1



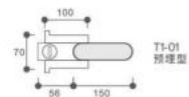
Size-尺寸



T1-Q3 明装型



T1-Q2 明装型



T1-Q1 预埋型

Finish-表面

- 哑黑+爱马仕橙
- 哑黑+摩卡棕
- 哑黑



Material-材质

锌合金

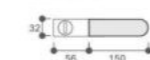
注: 可定制任意颜色 Any color can be customized



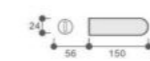
MINIMAL T2



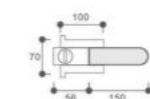
Size-尺寸



T2-03
明装型



T2-02
明装型



T2-01
预埋型

Finish-表面

- 哑黑+爱马仕橙
- 哑黑+摩卡棕
- 哑黑




Material-材质

锌合金

注: 可定制任意颜色 Any color can be customized

MINIMAL T3

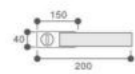


Finish-表面

- 氧化铝
- 哑黑
- 玫瑰金



Size-尺寸



T3-03

明装型

Material-材质

太空铝

注: 可定制任意颜色 Any color can be customized

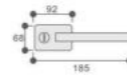
MINIMAL
A19-273



MINIMAL
A19-228



Size-尺寸




Finish-表面

- 罗马金拉丝
- 哑镍拉丝
- 黑镍拉丝

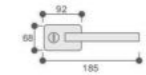
Material-材质
锌合金

注: 可定制任意颜色 Any color can be customized

MINIMAL
A19-273



Size-尺寸



Finish-表面

- 罗马金拉丝
- 哑镍拉丝
- 黑镍拉丝

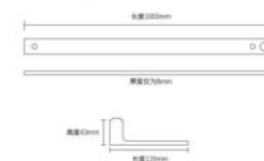
Material-材质
锌合金

注: 可定制任意颜色 Any color can be customized

MINIMAL
M100-201-02



Size-尺寸



Finish-表面

哑黑
铝氧化
深灰色




Material-材质
铝合金

注: 可定制任意颜色 Any color can be customized

LEVER HANDLE

BUGATTI SERIES

布加迪



BUGATTI

A18-278



玫瑰金拉丝



黑镍拉丝



哑光铬拉丝



罗马金拉丝

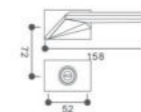


Finish-表面

- 玫瑰金拉丝
- 罗马金拉丝
- 哑光铬拉丝



Size-尺寸



Material-材质
锌合金

注: 可定制任意颜色 Any color can be customized

BUGATTI

A18-283



哑光铬拉丝



玫瑰金拉丝



黑镍拉丝

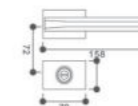
Finish-表面

哑光铬拉丝

黑镍拉丝

玫瑰金拉丝

Size-尺寸



Material-材质

锌合金

注: 可定制任意颜色 Any color can be customized

BUGATTI

A18-263



黑镍拉丝+瓷白



哑黑+皓金



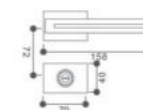
黑镍拉丝+皓金

Finish-表面

黑镍拉丝+皓金
哑黑+皓金



Size-尺寸



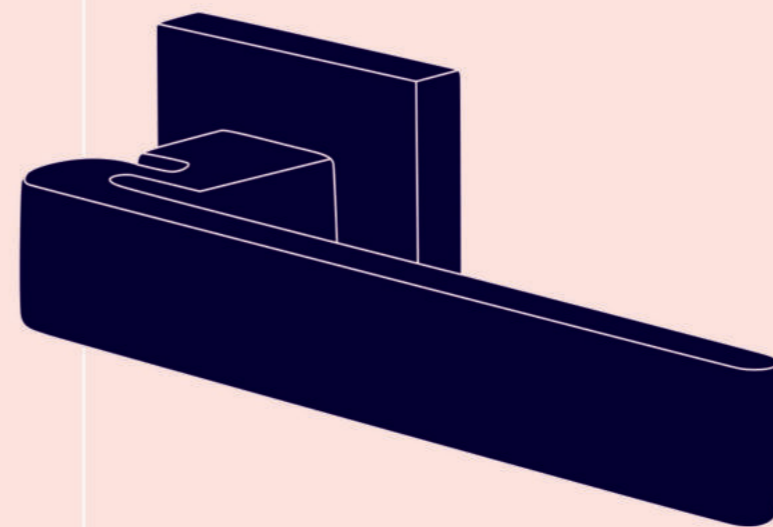
Material-材质
锌合金

注: 可定制任意颜色 Any color can be customized

LEVER HANDLE

LACON SERIES

莱肯



LACON
A3-76



哑黑+黑皮



亮铬+米白皮



皓金+棕皮



黑镍拉丝+爱马仕橙



皓金+爱马仕橙

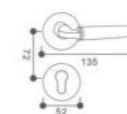


黑镍拉丝+棕皮

Finish-表面

- 黑镍拉丝+爱马仕橙
- 黑镍拉丝+棕皮
- 皓金+棕皮
- 皓金+爱马仕橙
- 亮铬+米白皮

Size-尺寸



Material-材质

锌合金

注: 可定制任意颜色 Any color can be customized

LACON
A3-75



皓金+爱马仕橙



哑黑+棕皮



亮铬+爱马仕橙



皓金+米白皮



亮铬+米白皮



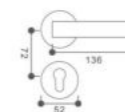
哑黑+黑皮

Finish-表面

- 皓金+米白皮
- 皓金+爱马仕橙
- 亮铬+米白皮
- 亮铬+爱马仕橙
- 哑黑+黑皮



Size-尺寸



Material-材质
锌合金

注: 可定制任意颜色 Any color can be customized

LACON

A3-282



青古铜+银河灰



青古铜+黑皮



黑镍拉丝+棕皮



青古铜+棕皮



黑镍拉丝+黑皮

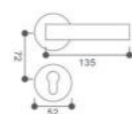


黑镍拉丝+银沙灰

Finish-表面

- 黑镍拉丝+棕皮
- 青古铜+黑皮
- 黑镍拉丝+银河灰
- 青古铜+棕皮
- 黑镍拉丝+黑皮

Size-尺寸



Material-材质
锌合金

注: 可定制任意颜色 Any color can be customized

LACON

A3-256



黑镍拉丝+棕皮



亮铬+米白皮



哑镍拉丝+黑皮



皓金+米白皮



黑镍+银河灰



玫瑰金+棕皮

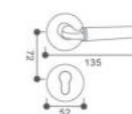


哑黑+棕皮

Finish-表面

- 皓金+米黄皮
- 亮铬+米黄皮
- 哑镍拉丝+黑皮
- 玫瑰金+棕皮
- 黑镍+银河灰
- 哑黑+棕皮

Size-尺寸



Material-材质
锌合金

注: 可定制任意颜色 Any color can be customized

LACON
A3-226



枪黑+棕皮



亮铬/黑皮



哑镍拉丝/银沙灰



皓金/黑皮



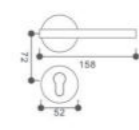
哑黑/黑皮

Finish-表面

- 亮铬+黑皮
- 哑镍拉丝+银河灰
- 皓金+黑皮
- 哑黑+黑皮
- 黑镍+棕皮



Size-尺寸



Material-材质

锌合金

注: 可定制任意颜色 Any color can be customized

LACON
A3-268



哑黑+棕皮

亮铬+爱马仕橙




黑镍拉丝+黑皮



亮铬+米白皮



哑黑+棕皮



亮铬+黑皮




哑黑+黑皮



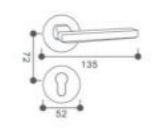
黑镍拉丝+棕皮

Finish-表面

- 亮铬+米白皮
- 黑镍拉丝+棕皮
- 亮铬+黑皮
- 哑黑+棕皮
- 哑黑+黑皮



Size-尺寸



Material-材质

锌合金

注: 可定制任意颜色 Any color can be customized

REGENT
A3-266



哑黑+粉水晶



亮铬+粉红水晶



皓金+白水晶



哑黑+白水晶



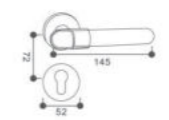
皓金+粉红水晶

Finish-表面

- 皓金+白水晶
- 哑黑+粉红水晶
- 皓金+粉红水晶
- 哑黑+白水晶



Size-尺寸



Material-材质
锌合金

注: 可定制任意颜色 Any color can be customized

REGENT
A3-231



亮铬+白玉



皓金+绿玉

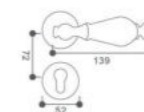


皓金+黑玉

Finish-表面
亮铬+白玉
皓金+绿玉
皓金+黑玉



Size-尺寸



Material-材质
锌合金

注: 可定制任意颜色 Any color can be customized

CITYLINE

A3-502



黑镍拉丝



亮铬



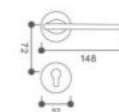
罗马金拉丝

Finish-表面

- 罗马金拉丝
- 黑镍拉丝
- 亮铬



Size-尺寸



Material-材质

锌合金

注: 可定制任意颜色 Any color can be customized

AURORA
A3-506



罗马金拉丝



黄古铜



黑红古



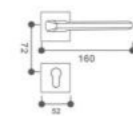
哑黑

Finish-表面

罗马金拉丝
黄古铜
哑黑



Size-尺寸



Material-材质
锌合金

注: 可定制任意颜色 Any color can be customized

CITYLINE

A3-505



哑镍单色



亮铬



哑黑



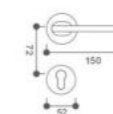
鎏金

Finish-表面

- 哑镍单色
- 亮铬
- 鎏金
- 哑黑



Size-尺寸



Material-材质

锌合金

注: 可定制任意颜色 Any color can be customized

CITYLINE

A3-293



哑镍单色



亮铬



亮金

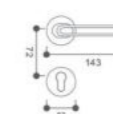
Finish-表面

哑镍单色

亮铬

亮金

Size-尺寸



Material-材质

锌合金

注: 可定制任意颜色 Any color can be customized

CITYLINE

A3-296



黑镍拉丝



罗马金拉丝



哑黑

Finish-表面

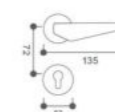
罗马金拉丝

黑镍拉丝

哑黑



Size-尺寸



Material-材质

锌合金

注: 可定制任意颜色 Any color can be customized

CITYLINE

A3-298



罗马金拉丝



黑镍拉丝



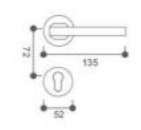
哑黑

Finish-表面

- 罗马金拉丝
- 黑镍拉丝
- 哑黑



Size-尺寸




Material-材质

锌合金

注: 可定制任意颜色 Any color can be customized

AURORA

A6-297



罗马金拉丝



黑镍拉丝



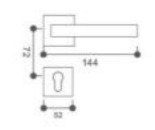
哑黑

Finish-表面

- 罗马金拉丝
- 黑镍拉丝
- 哑黑



Size-尺寸



Material-材质

锌合金

注: 可定制任意颜色 Any color can be customized

AURORA
A6-280



哑镍拉丝



罗马金拉丝



亮铬



黑镍拉丝



哑光铬拉丝

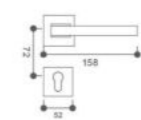


哑黑

Finish-表面

- 亮铬
- 哑镍拉丝
- 罗马金拉丝
- 黑镍拉丝
- 哑光铬拉丝
- 哑黑

Size-尺寸



Material-材质

锌合金

注: 可定制任意颜色 Any color can be customized

AURORA

A6-279



哑镍拉丝



玫瑰金拉丝



亮铬



黑镍拉丝



罗马金拉丝



哑黑



哑光铬拉丝

Finish-表面

亮铬

哑镍拉丝

罗马金拉丝

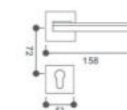
玫瑰金拉丝

哑光铬拉丝

哑黑



Size-尺寸



Material-材质

锌合金

注: 可定制任意颜色 Any color can be customized

AURORA

A6-290



黑镍拉丝



哑光铬拉丝



黄古铜



罗马金拉丝



哑黑

Finish-表面

哑光铬拉丝

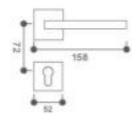
罗马金拉丝

黄古铜

哑黑



Size-尺寸



Material-材质
锌合金

注: 可定制任意颜色 Any color can be customized

AURORA

A6-292



铜咖啡拉丝



罗马金拉丝



哑黑



黑镍拉丝

Finish-表面

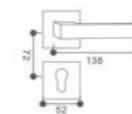
哑黑

黑镍拉丝

罗马金拉丝



Size-尺寸



注: 可定制任意颜色 Any color can be customized

AURORA
A6-273



玫瑰金拉丝



罗马金拉丝



黑镍拉丝



哑光铬拉丝



哑黑



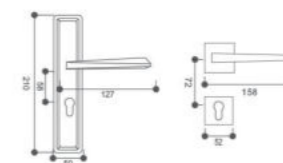
B891-273-CUS

Finish-表面

哑光铬拉丝
玫瑰金拉丝
黑镍拉丝
哑黑



Size-尺寸



Material-材质
锌合金

注: 可定制任意颜色 Any color can be customized

AURORA

A6-201



黄古铜



皓金



黑镍拉丝



哑镍拉丝



哑黑

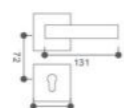


青古铜

Finish-表面

- 哑镍拉丝
- 皓金
- 黑镍拉丝
- 青古铜
- 哑黑

Size-尺寸



Material-材质

锌合金

注: 可定制任意颜色 Any color can be customized

AURORA

A6-209



黑镍拉丝



亮铬



玫瑰金

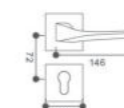


皓金

Finish-表面

- 亮铬
- 皓金
- 玫瑰金

Size-尺寸



Material-材质

锌合金

注: 可定制任意颜色 Any color can be customized

AURORA
A6-255



黄古铜



哑黑



亮铬



哑镍拉丝



罗马金拉丝



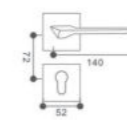
黑镍拉丝

Finish-表面

- 亮铬
- 哑镍拉丝
- 罗马金拉丝
- 黄古铜
- 黑镍拉丝



Size-尺寸



Material-材质

锌合金

注: 可定制任意颜色 Any color can be customized

RAILINK

A6-252



黑镍拉丝+红木



亮铬+哑黑



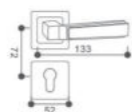
黑红古+红木

Finish-表面

- 黑镍拉丝+红木
- 亮铬+哑黑
- 黑红古+红木



Size-尺寸



Material-材质
锌合金

注: 可定制任意颜色 Any color can be customized

RAILINK

A6-233



皓金+哑黑



铬拉丝+哑黑



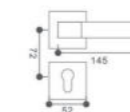
铬拉丝+红木

Finish-表面

- 皓金+哑黑
- 铬拉丝+哑黑
- 铬拉丝+红木



Size-尺寸



Material-材质
锌合金


注: 可定制任意颜色 Any color can be customized

RAILINK

A6S-74



亮铬+镍拉丝

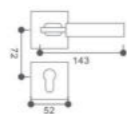


亮铬+哑黑

Finish-表面
亮铬+镍拉丝
亮铬+哑黑



Size-尺寸



Material-材质
锌合金

注: 可定制任意颜色 Any color can be customized

RAILINK

A6S-207



亮铬+镍拉丝

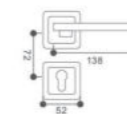


亮铬+哑黑

Finish-表面
亮铬+镍拉丝
亮铬+哑黑




Size-尺寸



Material-材质
锌合金

注: 可定制任意颜色 Any color can be customized

RAILINK
A6-263



黑镍拉丝+瓷白



黑镍拉丝+皓金



亮铬



哑黑+皓金



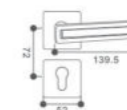
黑镍拉丝+红色

Finish-表面

- 亮铬
- 黑镍拉丝+瓷白
- 哑黑+皓金
- 黑镍拉丝+红色



Size-尺寸



Material-材质


锌合金

注: 可定制任意颜色 Any color can be customized

LEVER HANDLE

CITYLINE SERIES

倾城



CITYLINE

A3-286



黄古铜



哑黑



哑光铬拉丝



黑镍拉丝



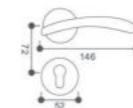
罗马金拉丝

Finish-表面

哑光铬拉丝
罗马金拉丝
黑镍拉丝
哑黑



Size-尺寸



Material-材质
锌合金

注: 可定制任意颜色 Any color can be customized

CITYLINE
A3-272

罗马金拉丝



玫瑰金拉丝



亮铬



罗马金拉丝



哑光铬拉丝



黑镍拉丝

Finish-表面

亮铬

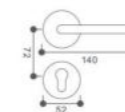
罗马金拉丝

哑光铬拉丝

黑镍拉丝



Size-尺寸



Material-材质

锌合金

注: 可定制任意颜色 Any color can be customized

CITYLINE

A3-285



玫瑰金拉丝



黑镍拉丝



哑光铬拉丝



玫瑰金拉丝



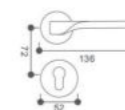
罗马金拉丝

Finish-表面

哑光铬拉丝
玫瑰金拉丝
罗马金拉丝



Size-尺寸



Material-材质
锌合金

注: 可定制任意颜色 Any color can be customized

CITYLINE
A3-288



玫瑰金拉丝



黑镍拉丝



罗马金拉丝



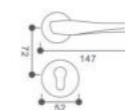
哑黑

Finish-表面

哑黑
罗马金拉丝



Size-尺寸



Material-材质
锌合金

注: 可定制任意颜色 Any color can be customized

CITYLINE
A3-289



黑镍拉丝



哑黑



亮铬



玫瑰金



暗金



罗马金拉丝



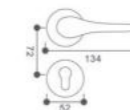
哑光铬拉丝

Finish-表面

- 罗马金拉丝
- 玫瑰金拉丝
- 哑光铬拉丝
- 暗金
- 哑黑
- 亮铬



Size-尺寸



Material-材质

锌合金

注: 可定制任意颜色 Any color can be customized

CITYLINE

A3-267



黑红古



哑镍拉丝



亮铬



皓金

Finish-表面

哑镍拉丝



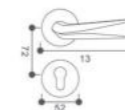
皓金



亮铬



Size-尺寸



Material-材质

锌合金

注: 可定制任意颜色 Any color can be customized

CITYLINE

A3-68



罗马金拉丝



黑镍拉丝



亮铬



暗金

Finish-表面

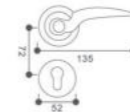
亮铬

暗金

罗马金拉丝



Size-尺寸



Material-材质
锌合金

注: 可定制任意颜色 Any color can be customized

CITYLINE
A3-121



泡色黄古拉丝



亮铬



哑黑

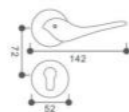


皓金

Finish-表面



Size-尺寸



Material-材质
锌合金

注: 可定制任意颜色 Any color can be customized

CITYLINE
A3-236



黑红古



哑镍拉丝



青古铜



皓金



哑黑

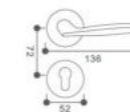


黄古铜

Finish-表面



Size-尺寸



Material-材质
锌合金

注: 可定制任意颜色 Any color can be customized

CITYLINE
A2-202



红古铜



暗金



亮铬



青古铜



镍拉丝

Finish-表面

亮铬

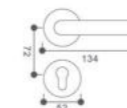
镍拉丝

青古铜

红古铜



Size-尺寸



Material-材质

锌合金

注: 可定制任意颜色 Any color can be customized

CITYLINE
A3-705



哑黑



亮铬



青古铜



皓金



黑镍拉丝

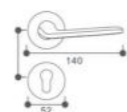


哑镍拉丝

Finish-表面



Size-尺寸



Material-材质
锌合金

注: 可定制任意颜色 Any color can be customized

CITYLINE
A3-226B



哑镍拉丝



灰黑单色

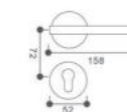


哑黑

Finish-表面



Size-尺寸



Material-材质
锌合金

注: 可定制任意颜色 Any color can be customized

CITYLINE

A3-32



黄古铜



黑红古



哑镍拉丝



黑镍拉丝



青古铜



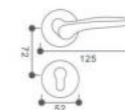
哑黑

Finish-表面

黑镍拉丝
哑黑
黄古铜
青古铜
哑镍拉丝



Size-尺寸



Material-材质
锌合金

注: 可定制任意颜色 Any color can be customized

CITYLINE
A3-216



哑黑



亮铬



镍拉丝



暗金

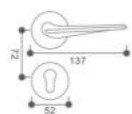


黄古铜

Finish-表面

- 亮铬 
- 暗金 
- 镍拉丝 
- 黄古铜 

Size-尺寸



Material-材质
锌合金

注: 可定制任意颜色 Any color can be customized

CITYLINE
A3-701



黑红古



亮铬



黄古铜



玫瑰金

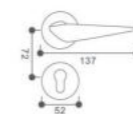


哑黑

Finish-表面

- 哑黑 
- 玫瑰金 
- 亮铬 
- 黄古铜 

Size-尺寸



Material-材质
锌合金

注: 可定制任意颜色 Any color can be customized

CITYLINE
A2-206



哑黑



亮铬



镍拉丝



皓金

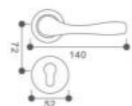


青古铜

Finish-表面

- 亮铬 
- 皓金 
- 镍拉丝 
- 青古铜 

Size-尺寸



Material-材质
锌合金

注: 可定制任意颜色 Any color can be customized

CITYLINE
A2-150



青古铜



亮铬

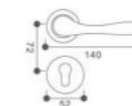


皓金

Finish-表面

- 亮铬 
- 皓金 
- 青古铜 

Size-尺寸



Material-材质
锌合金

注: 可定制任意颜色 Any color can be customized

CITYLINE
A3-82



哑黑



亮铬



镍拉丝

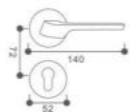


暗金

Finish-表面



Size-尺寸



Material-材质
锌合金

注: 可定制任意颜色 Any color can be customized

CITYLINE
A3-291



黑镍拉丝



罗马金拉丝

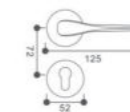


哑黑

Finish-表面



Size-尺寸



Material-材质
锌合金

注: 可定制任意颜色 Any color can be customized

CITYLINE
A3-237



黑镍拉丝



暗金



亮铬



黑镍拉丝



铬拉丝



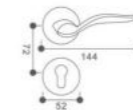
哑黑

Finish-表面

- 哑黑
- 黑镍拉丝
- 铬拉丝
- 亮铬



Size-尺寸



Material-材质

锌合金

注: 可定制任意颜色 Any color can be customized

CITYLINE
A3-229



罗马金拉丝



哑镍拉丝



黑镍拉丝



泡色黄古



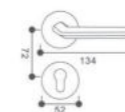
哑黑

Finish-表面

哑镍拉丝
黑镍拉丝
泡色黄古
哑黑



Size-尺寸



Material-材质
锌合金

注: 可定制任意颜色 Any color can be customized

CITYLINE
A3-277



黑镍拉丝



亮铬

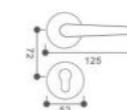


罗马金拉丝

Finish-表面
罗马金拉丝
亮铬



Size-尺寸



Material-材质
锌合金

注: 可定制任意颜色 Any color can be customized

CURVEONE

A3-265



黑色



亮铬/黑色



皓金/黑色



黑镍拉丝/黑色



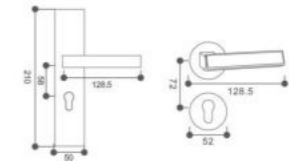
B811-265-CH

Finish-表面

- 亮铬+黑色
- 皓金+黑色
- 黑镍拉丝+黑色



Size-尺寸



Material-材质

锌合金

注: 可定制任意颜色 Any color can be customized

CURVEONE

A3-259



黑镍拉丝/黑色



亮铬/黑色



哑镍拉丝/黑色



暗金/黑色



哑黑



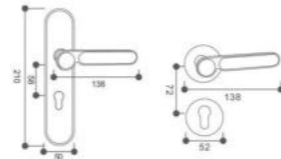
B812-259-HLH

Finish-表面

- 亮铬+黑色
- 暗金+黑色
- 黑镍拉丝+黑色
- 哑黑



Size-尺寸



Material-材质
锌合金

注: 可定制任意颜色 Any color can be customized

CURVEONE

A3-258



暗金/黑色



亮铬/黑色



黑镍拉丝/黑色



哑镍拉丝/黑色



哑黑



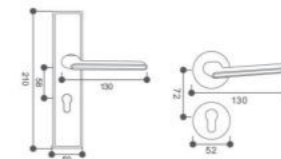
B811-258-HYH

Finish-表面

- 亮铬+黑色
- 哑镍拉丝+黑色
- 黑镍拉丝+黑色
- 哑黑



Size-尺寸



Material-材质
锌合金

注: 可定制任意颜色 Any color can be customized

CURVEONE

A3-228



亮铬/黑色



亮铬/烤漆白



拉丝铬



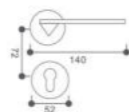
A6-228 铜咖啡拉丝

Finish-表面

亮铬+烤漆白
拉丝铬
铜咖啡拉丝



Size-尺寸



Material-材质
锌合金

注: 可定制任意颜色 Any color can be customized

CURVEONE

A3-225



哑镍拉丝/黑色



亮铬/烤漆白



哑镍拉丝/红木纹



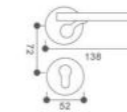
亮铬/红木纹

Finish-表面

哑镍拉丝+红木纹
亮铬+烤漆白
亮铬+红木纹



Size-尺寸



Material-材质
锌合金

注: 可定制任意颜色 Any color can be customized

CURVEONE

A3-238



亮铬/黑色



镍拉丝



哑黑



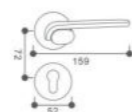
黑镍拉丝

Finish-表面

镍拉丝
黑镍拉丝
哑黑



Size-尺寸



Material-材质
锌合金

注: 可定制任意颜色 Any color can be customized

CURVEONE

A3-232



哑镍拉丝/榉木



亮铬/砂黑



玫瑰金/咖啡色



皓金/砂黑



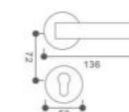
青古铜/红木纹

Finish-表面

玫瑰金+咖啡色
哑镍拉丝+哑黑
皓金+哑黑
青古铜+红木纹



Size-尺寸



Material-材质
锌合金

注: 可定制任意颜色 Any color can be customized

CURVEONE

A3-76B



黑镍拉丝/黑木纹



亮铬/红木纹



青古铜/红木纹



亮铬/黑木纹



黑镍拉丝/红木纹

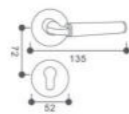


亮铬/哑黑

Finish-表面

- 亮铬+红木纹
- 黑镍拉丝+红木纹
- 亮铬+黑木纹
- 青古铜+红木纹
- 亮铬+哑黑

Size-尺寸



Material-材质
锌合金

注: 可定制任意颜色 Any color can be customized

CURVEONE

A3-269



亮铬/黑木纹



鎏金/红木纹

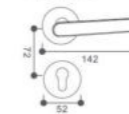


黑镍拉丝/红木纹

Finish-表面

- 鎏金+红木纹
- 黑镍拉丝+红木纹

Size-尺寸



Material-材质
锌合金

注: 可定制任意颜色 Any color can be customized

CURVEONE

A2-210



亮铬/红木纹



亮铬/黑色



亮铬/烤漆白



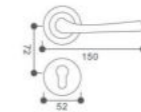
亮光青古铜

Finish-表面

- 亮铬+烤漆白
- 亮铬+红木纹
- 亮光青古铜



Size-尺寸



Material-材质
锌合金

注: 可定制任意颜色 Any color can be customized

CURVEONE

A2-218



暗金/哑黑



亮铬/哑黑



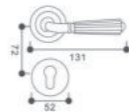
亮光青古铜

Finish-表面

亮铬+哑黑
亮光青古铜



Size-尺寸



Material-材质
锌合金

注: 可定制任意颜色 Any color can be customized

ALUMINUM

太空铝门锁



ALUMINUM

太空铝门锁



B3-30-01 B3-257-01 B3-216-01 B3-31-01



B3-26-01 B3-22-01 B3-25-01 B3-291-01



B3-29-01 B3-272-01 B3-705-01 B3-313-01



B3-708-01 B3-21-01 B3-72-01 B3-709-01



B3-312-01 B3-236-01 B3-277-01 B3-28-01



B3-73-01 B3-201-01 B3-60-01 B3-37-01




B3-02-01 B3-03-01 B3-38-01 B3-36-01



B3-202-01 B6-201-01 B6-21-01 B6-21-02



B802-291-01 B802-291-06 B802-291-05L B802-202-03L



B803-277-01 B803-277-03 B803-277-05L B803-277-02

STAINLESS STEEL

不锈钢门锁



A4-226-P

A4-226B-P

A2-01-P

A2-02-P



A2-100-P

A2-41-P

A2-29-P

A2-03-P



A2-99-P

A2-31-P

A2-28-P

A2-291-C



A2-30-P

A2-25-P

A2-39-P

A2-61-P



A2-21-P

A2-96-P

A6-201-P

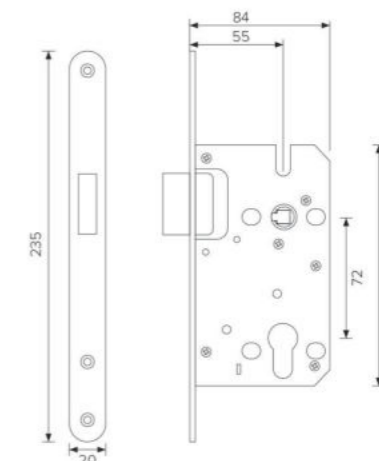
A2-36-C

LOCK BODY

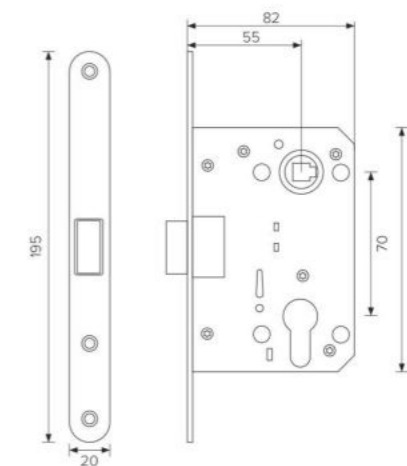
锁体系列



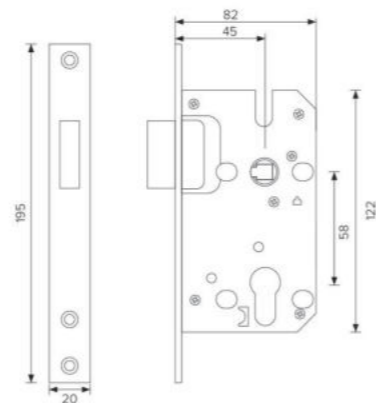
7255圆头单舌磁力锁体



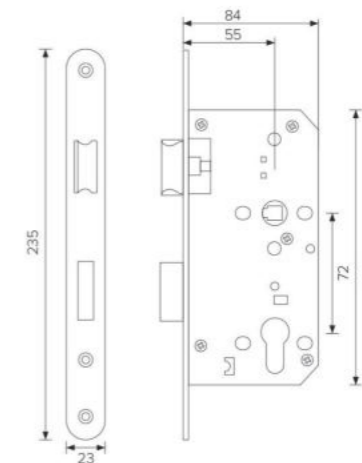
7255圆头单舌磁力锁体QT



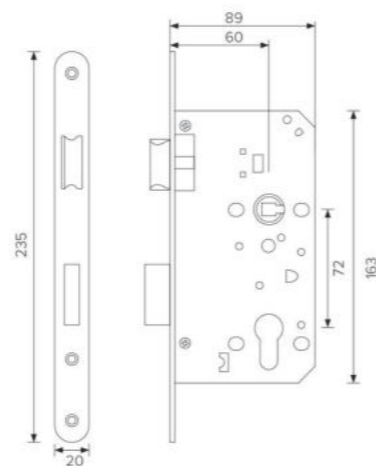
5845方头磁力锁体



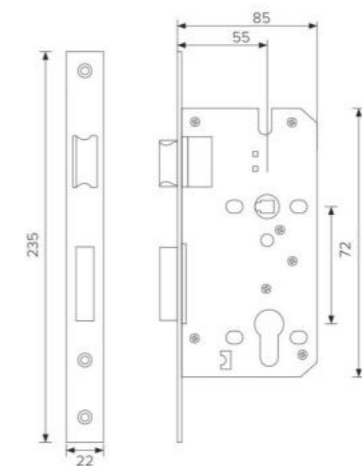
7255圆头防火锁体(欧标)



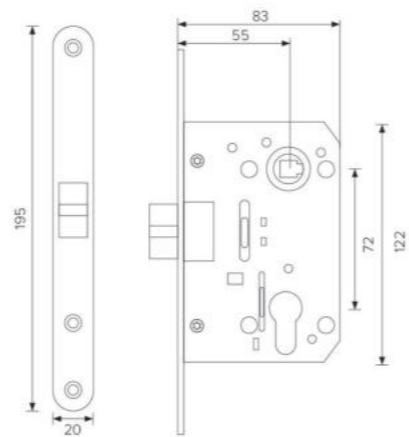
7260圆头防火锁体



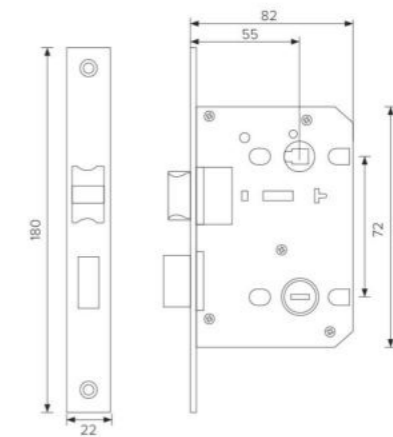
7255方头静音锁体



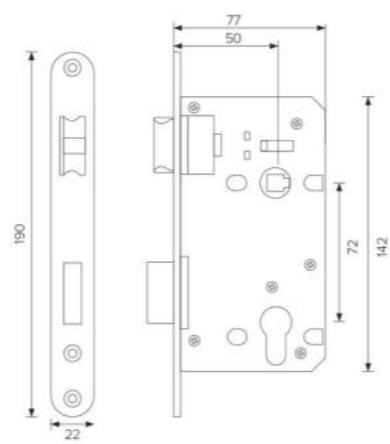
7255圆头单斜舌静音锁体



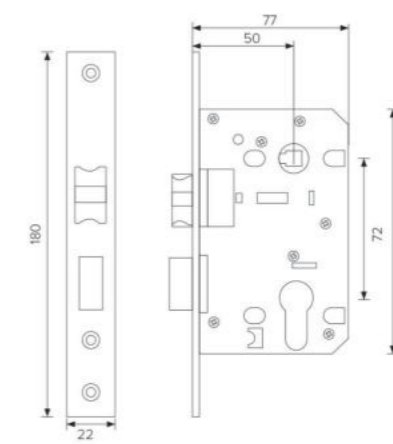
小7255方头静音假插芯锁体



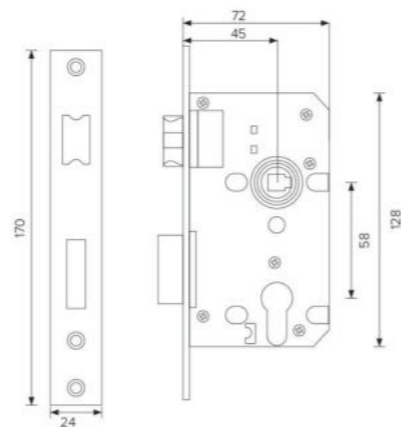
7250圆头小葫芦锁体



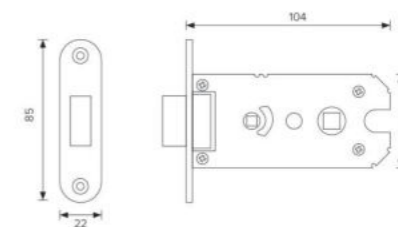
7250方头静音锁体



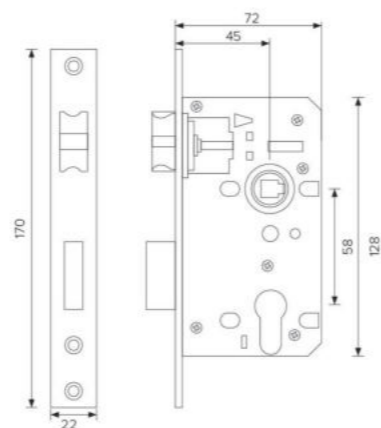
5845方头静音锁体



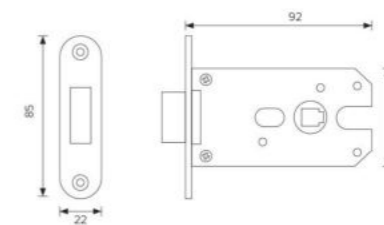
T1专用锁体



5845方头防叉锁体




T8专用锁体



SLIDING DOOR HOOK LOCK

BOUROULLEC SERIES

布鲁克



SLIDING DOOR LOCK

移门锁系列



WY-01-CUS
皓金

Material-材质
锌合金
对应门厚: 40-50 mm
锁体: 72轴承锁体
锁芯: 大70铜锁芯



WY-01-L
镍拉丝



WY-01-AD
黄古铜



WY-01-HY
哑黑



WY-02-CUS
皓金

Material-材质
锌合金
对应门厚: 40-50 mm
锁体: 72轴承锁体
锁芯: 大70铜锁芯



WY-02-L
镍拉丝



WY-02-AB
青古铜



WY-02-HY
哑黑



WK-01-HY
哑黑

Material-材质
锌合金
对应门厚: 40-50 mm
锁体: 72轴承锁体
锁芯: 大70铜锁芯



WK-01-L
镍拉丝



WK-01-AD
黄古铜



WK-01-CUS
罗马金拉丝



WK-02-HY
□黑

Material-材质
锌合金
对应门厚: 40-50 mm
锁体: 72轴承锁体
锁芯: 大70铜锁芯



WK-02-L
镍拉丝



WK-02-AB
青古铜



WK-02-CUS
罗马金拉丝

THREE-DIMENSIONAL ADJUSTABLE HINGE

三维可调合页



三维调节隐藏合页 3-way adjustable concealed hinge

Features 功能特性

- A.适用于木质门 For wooden doors
- B.适用于平开门 For swing doors
- C.隐藏安装方式 Concealed installation
- D.三维可调范围 : 上下±1.5mm,左右±1mm,前后±1mm
With 3D adjustable±1.5mm,depth±1mm and width ±1 mm
- E. 180° 开启角度 Opening 180°
- F.材质:特种锌合金 Made of special Zinc alloy

Technical Data 技术要求

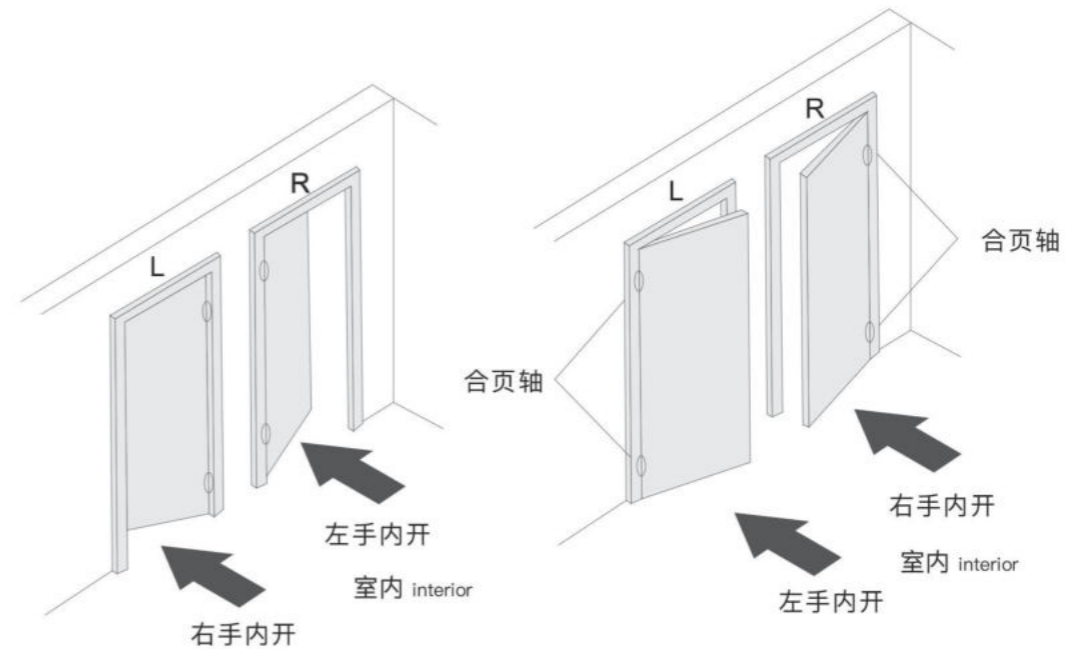
2只合页最大承重:60kg
Max.door weight :60 kgs/2 pcs

门扇最小厚度:38mm
Min. door thickness 38mm

门扇最大宽度:850mm.
Max. door width: 850mm

套装门需要增加安装配件
For twin leaves, the additional mounting
accessory is to be ordered separately

可选表面处理





三维调节隐藏合页
3-way adjustable concealed hinge

Features 功能特性

最大承受门重: 80kg/2只	Load capacity: 80kg/2pcs
产品高度: 160mm	Height: 160mm
产品宽度: 框架: 28mm / 门扇: 28mm	Widths: frame: 28mm/leaf: 28mm
产品深度: 框架: 31mm / 门扇: 33.5mm	Depth: frame: 31mm/leaf: 33.5mm
最小门厚: 40mm	Min. Door Thickness: 40mm chart
钻头直径: 24mm	Router Bit Diameter: 24mm

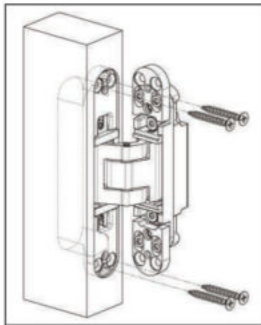
Continuously Adjustable in 3 Dimensions

Side(水平): +/- 3 mm
Height(高度): +/- 3 mm
Depth(深度): +/- 1 mm

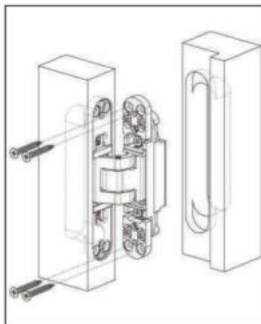
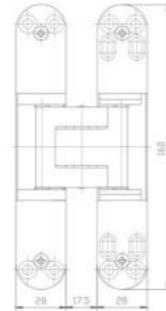
可选表面处理



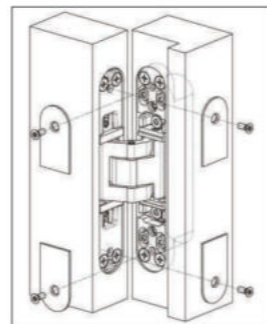
Installation



Conduct the routing, cutter 24 mm Ø, collar ring 30 mm Ø, screw hinge door part (marked as door) using 5 mm Ø wood screws.



Fasten hinge frame part depending on the frame type. If required, please loose slightly the upper clamping screws for the height adjustment. **Block frame** Screw with 5 mm Ø wood screws. For further frame types, see page 2

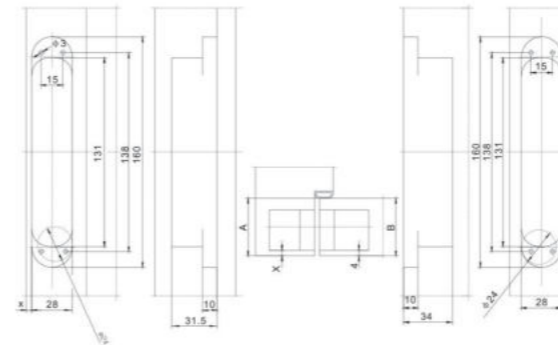


Screw the small cover plates using the enclosed screws onto frame and door part.

Double-check the fastening of all clamping and fixing screws after installation.

Concealed hinge system for unrebated interior doors

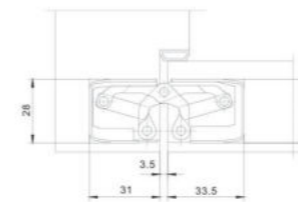
Milling dimensions for timber doors



Calculation of milling dimensions: A = Frame rebate depth up to sealing level, B = Door leaf thickness or first door rebate: $A - B + 4 = \text{Dimension X}$. The result must be a dimension between 4 mm and max. 7 mm. (Steel frame: X = 5 mm)

Installation situations of further frame types

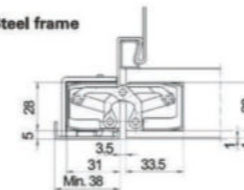
Wooden casing frame



An additional fixing plate must be used for stability.

Position the fixing plate at the rear. Screw the hinge using the enclosed M5 screws on to the fixing plate. Depending on the frame design, use the small spacer plates.

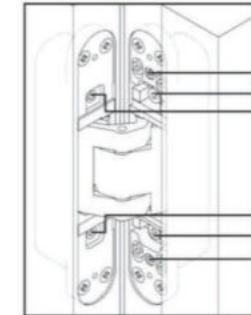
Steel frame



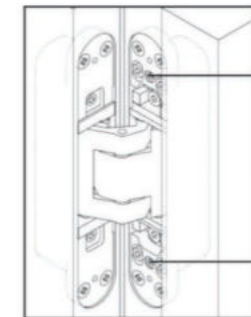
The steel frame must be equipped with a receiver for fastening.

Aluminium frame: with the receiver of the frame manufacturer

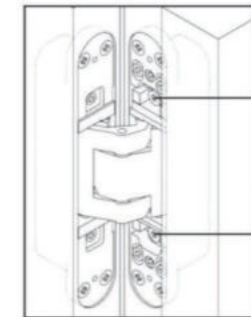
Infinitely variable 3D adjustment (4 mm Allen key)



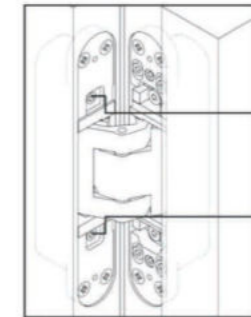
Adjustment screws
1 Height adjustment
2 Depth adjustment
3 Side adjustment



Height adjustment
- Slightly loosen the clamping screws
- Adjust the vertical position of the door by turning the lower height adjustment screw (turn the upper height adjustment screw in the opposite direction if necessary)
- Retighten the clamping screws



Depth adjustment
- Slightly loosen the fixing screws
- Put the door to the correct compression
- Retighten the clamping screws



Side adjustment
- Adjust the adjusting spindles using a 4 mm Allen key
- Twist right - towards hinge (max. 3 mm)
- Twist left - towards lock (max. 3 mm)

HINGE SERIES

三维可调合页

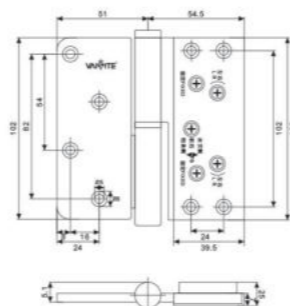


O1(砂银)



HL(黑镍拉丝)

1. 安装不分左右, 方便、实用、可调节
2. 力度可调, 简便、人性化
3. 轴承系统, 静音、顺畅
4. 可调、可脱卸、静音



WS-H4x3x3 P
钢拉丝



WS-H4x3x3 J
金拉丝



WS-H4x3x3 HY
哑黑



HY(哑黑)



AC(红古铜)



WS-H4x3x3 AB
青古铜



WS-H4x3x3 AC
红古铜

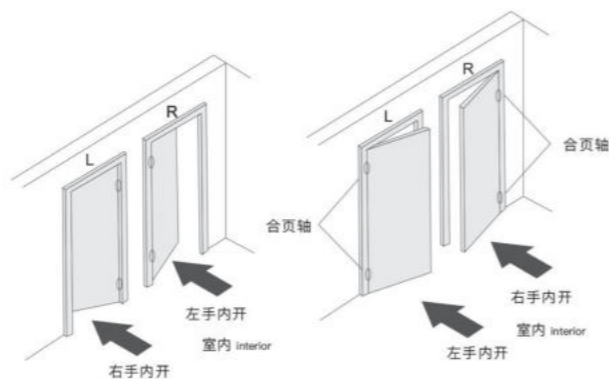


WS-H4x3x3 AD
黄古铜

日式三维可调合页

SPECIFICATIONS
产品描述

主要材质: 进口钢带
表面处理: 砂银 红古铜 黑镍拉丝 哑黑
功能: 承载门扇开合
Material: Stainless steel
Finish: O1 AC HL HY
Function: room door bathroom door, wooden door

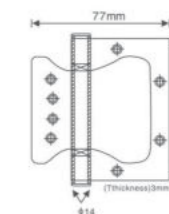


三维可调合页需开13mm深槽, 国内大多数安装工人未接触此类产品, 购买前请先确定工人是否具有安装技术, 以免造成不必要的损失。

Wh4x3x3 P

SPECIFICATIONS
产品描述

主要材质: 不锈钢
表面处理: 钢拉丝
功能: 房间门、卫浴各种木门
Material: Stainless steel
Finish: P
Function: room door bathroom door, wooden door



HINGE SERIES

明装式合页



WH5X3X3 P
钢拉丝



WH5X3X3 J
金拉丝



WH5X3X3 HY
哑黑



P(钢拉丝)



J(金拉丝)



HY(哑黑)



WH5X3X3 AB
青古铜



WH5X3X3 AC
红古铜



WH5X3X3 HL
黑镍拉丝



AB(青古铜)



C(镜光)

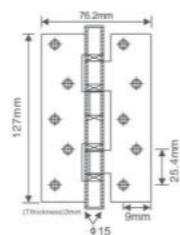


HL(黑镍拉丝)

WH5X3X3 P

SPECIFICATIONS 产品描述

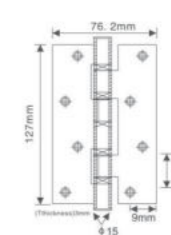
主要材质: 不锈钢
表面处理: 钢拉丝
功能: 房间门、卫浴各种木门
Material: Stainless steel
Finish: P
Function: room door bathroom door, wooden door



WS-H4x3x3

SPECIFICATIONS 产品描述

主要材质: 不锈钢
表面处理: 钢拉丝 金拉丝 哑黑 青古铜 镜光
功能: 房间门、卫浴各种木门
Material: Stainless steel
Finish: P J HY AB C
Function: room door bathroom door, wooden door



DOOR STOPPER

门吸系列



W806-J
22K金



W806-AD
黄古铜



W806-L
镍拉丝



W806-AC
红古铜



W806-AB
哑光青古铜



W806-HY
哑黑 (黑白)

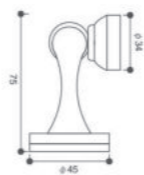


W806-HL
黑镍拉丝

W806-HY

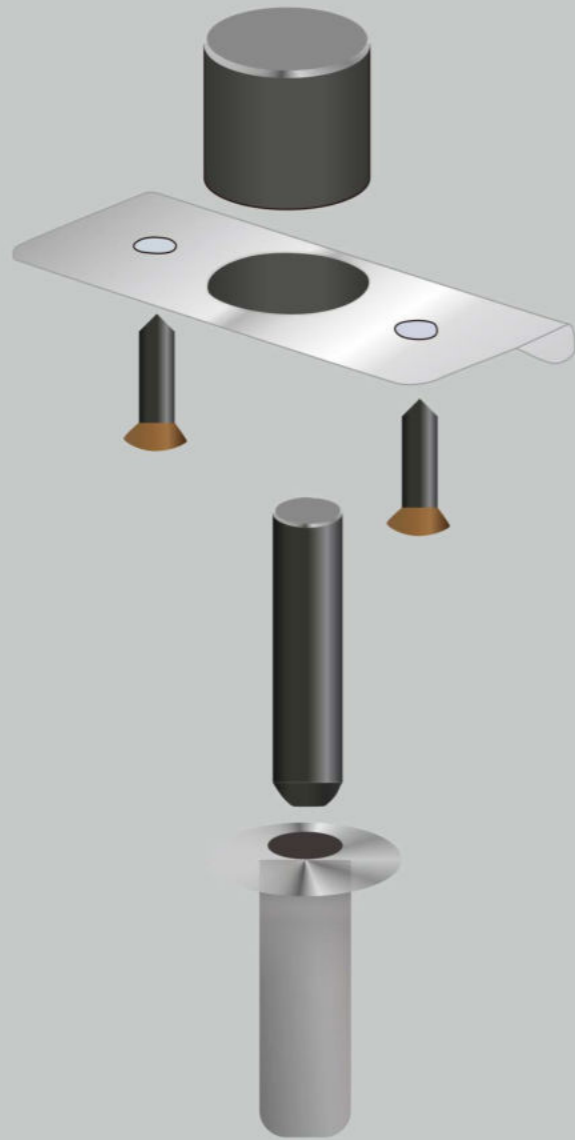
SPECIFICATIONS 产品描述

主要材质: 锌合金
表面处理: 哑黑 (黑白)
功能: 房间门、卫浴各种木门
Material: Stainless steel
Finish: HY
Function: room door bathroom
door, wooden door



DOOR STOPPER

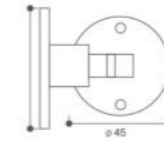

隐藏/防风地吸系列



隐形地吸

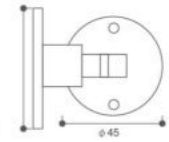
SPECIFICATIONS
产品描述

主要材质: 不锈钢
表面处理: 哑黑、镍拉丝、黄古铜、罗马金拉丝
功能: 房间门、卫浴各种木门
Material: Stainless steel
Finish:
Function: room door bathroom door, wooden door



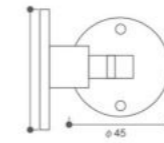
728-J

主要材质: 锌合金
表面处理: 金拉丝
功能: 房间门、卫浴各种木门
Material: Space aluminum
Finish: J
Function: room door bathroom door, wooden door



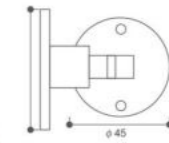
728-L

主要材质: 锌合金
表面处理: 镍拉丝
功能: 房间门、卫浴各种木门
Material: Space aluminum
Finish: L
Function: room door bathroom door, wooden door



728-HY

主要材质: 锌合金
表面处理: 哑黑
功能: 房间门、卫浴各种木门
Material: Space aluminum
Finish: HY
Function: room door bathroom door, wooden door

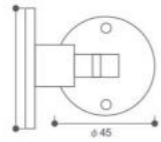


728-AB

主要材质: 锌合金
表面处理: 青古铜
功能: 房间门、卫浴各种木门
Material: Space aluminum
Finish: AB
Function: room door bathroom door, wooden door

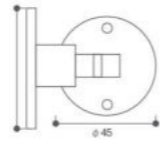
DOOR STOPPER

地吸/门顶系列



720-HY

主要材质: 锌合金
表面处理: 哑黑
功能: 房间门、卫浴各种木门
Material: Space aluminum
Finish:HY
Function: room door bathroom door, wooden door



720-AB

主要材质: 锌合金
表面处理: 青古铜
功能: 房间门、卫浴各种木门
Material: Space aluminum
Finish:AB
Function: room door bathroom door, wooden door



722-P

SPECIFICATIONS
产品描述

主要材质: 不锈钢
表面处理: 钢拉丝
功能: 房间门、卫浴各种木门
Material: Stainless steel
Finish:P
Function: room door bathroom door, wooden door



703-01

SPECIFICATIONS
产品描述

主要材质: 太空铝
表面处理: 砂银
功能: 房间门、卫浴各种木门
Material: Stainless steel
Finish:01
Function: room door bathroom door, wooden door



810-P

SPECIFICATIONS
产品描述

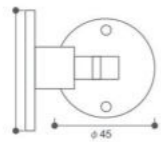
主要材质: 不锈钢
表面处理: 钢拉丝
功能: 房间门、卫浴各种木门
Material: Stainless steel
Finish:P
Function: room door bathroom door, wooden door



700-L

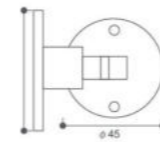
SPECIFICATIONS
产品描述

主要材质: 锌合金
表面处理: 镍拉丝
功能: 房间门、卫浴各种木门
Material: Stainless steel
Finish:L
Function: room door bathroom door, wooden door



720-L

主要材质: 锌合金
表面处理: 镍拉丝
功能: 房间门、卫浴各种木门
Material: Space aluminum
Finish:L
Function: room door bathroom door, wooden door



720-AC

主要材质: 锌合金
表面处理: 红古铜
功能: 房间门、卫浴各种木门
Material: Space aluminum
Finish:AC
Function: room door bathroom door, wooden door



705-P

SPECIFICATIONS
产品描述

主要材质: 锌合金
表面处理: 钢拉丝
功能: 房间门、卫浴各种木门
Material: Stainless steel
Finish:P
Function: room door bathroom door, wooden door



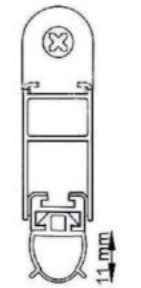
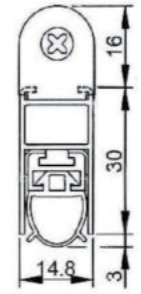
门塞

SPECIFICATIONS
产品描述

主要材质: 锌合金
表面处理: 哑黑
功能: 房间门、卫浴各种木门
Material: Stainless steel
Finish:HY
Function: room door bathroom door, wooden door

AUTOMATIC DOOR BOTTOM SEALING STRIP

自动门底密封条



静音带（窄型）

SPECIFICATIONS
产品描述

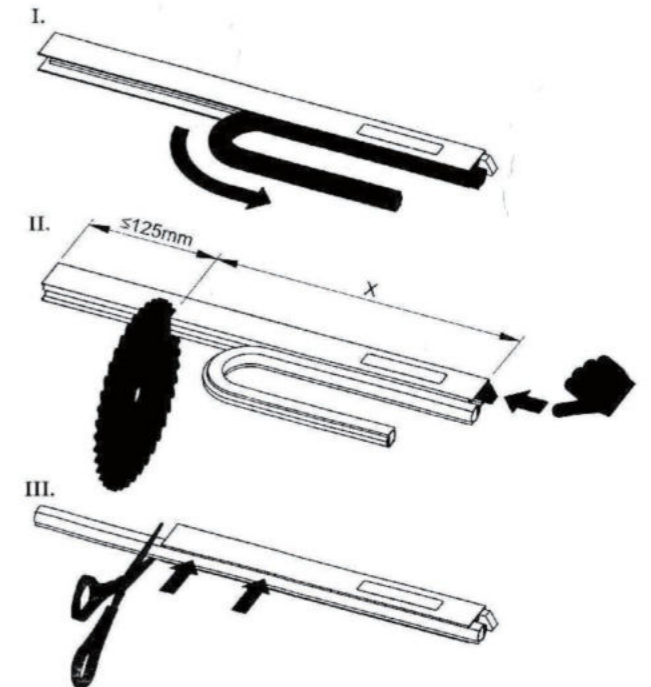
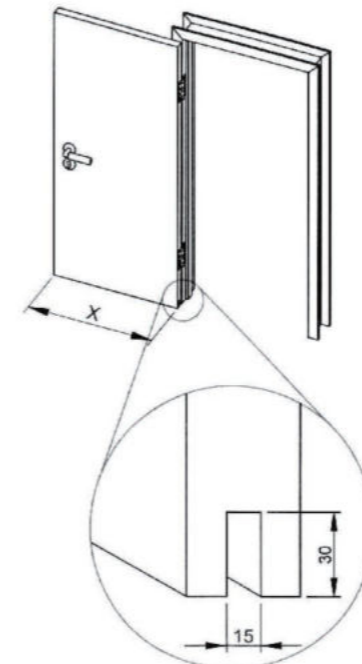
主要材质：进口钢带

表面处理：

功 能：静音 闭合门缝

主要特性：静音

适用范围：各种木门均可使用



HANGING WHEEL

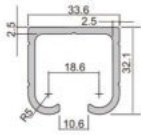
移门吊轮五金




标准配置(单扇门用量)



标准配置(单扇门用量)



吊轨(H-002)

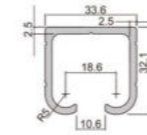


WD-304


产品特点:
组合挂板挂盒, 适用广泛, 防松脱螺母结构; 平衡原理结构, 载荷重, 受力均匀, 滑动顺畅, 静音; 可调节下定位结构, 便捷安装与维护。

技术概要:

主要材质: 深沟球轴承、钢材、锌(铝)合金、尼龙
表面处理: 珍珠铬
适用范围: 木质移门
适装门厚: 30mm-50mm
单门承重: 80KG
包装规格: 吸塑装、32付/箱 / 白盒装、30付/箱
Main Material: Deep groove ball bearing, Zinc (aluminum) alloy, Steel, Nylon
Finish: Pearl Chrome
Types of: Wood door
Door thickness: 30mm-50mm
Weight Capacity: 80kg S/Door
Packing: Plastic Suction Package, 32 Pais/Box/White Box, 30 Pais/Box



吊轨(H-002)

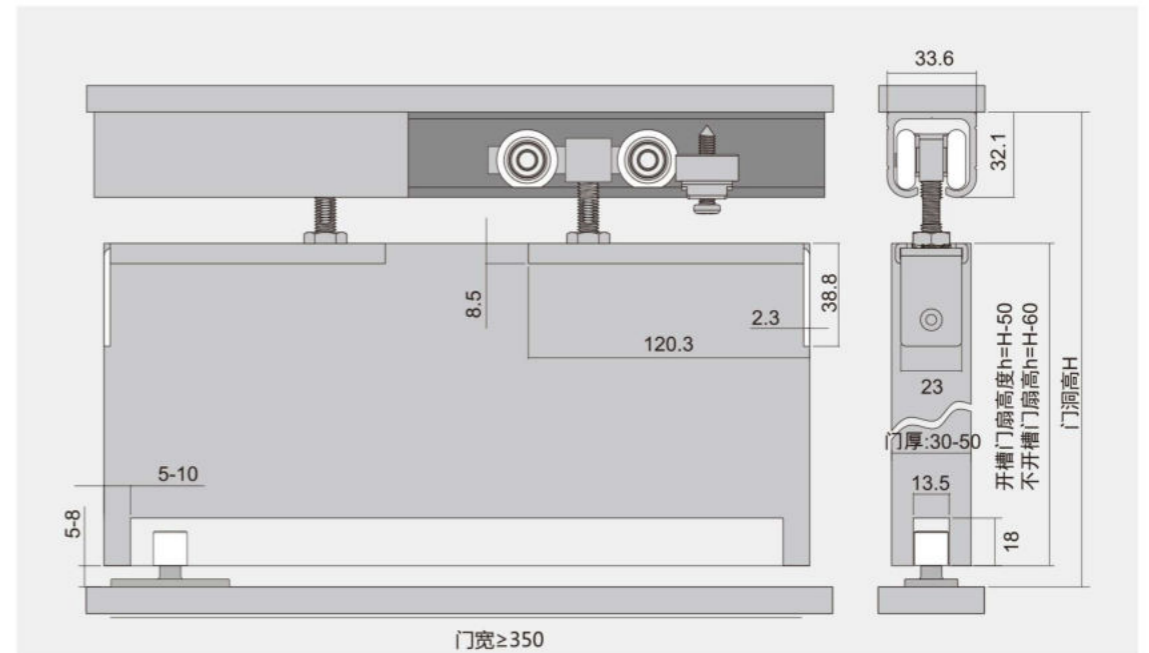
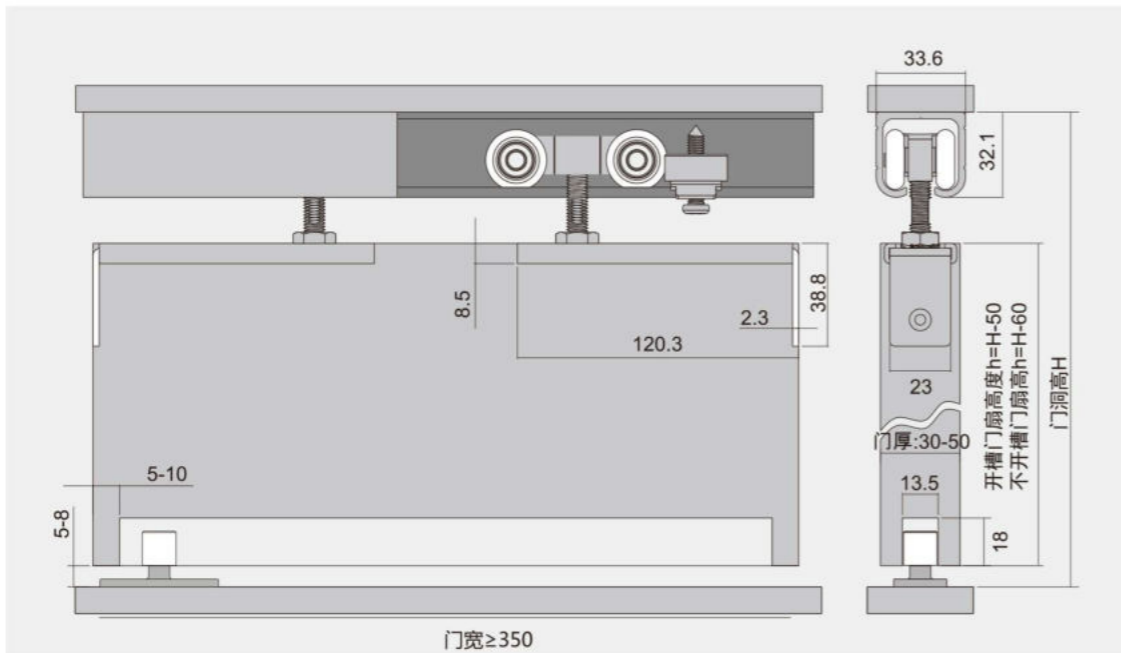


WD-302

产品特点:
组合挂板挂盒, 适用广泛, 防松脱螺母结构; 平衡原理结构, 载荷重, 受力均匀, 滑动顺畅, 静音; 可调节下定位结构, 便捷安装与维护。

技术概要:

主要材质: 深沟球轴承、钢材、锌(铝)合金、尼龙
表面处理: 珍珠铬
适用范围: 木质移门
适装门厚: 30mm-50mm
单门承重: 80KG
包装规格: 吸塑装、32付/箱 / 白盒装、30付/箱
Main Material: Deep groove ball bearing, Zinc (aluminum) alloy, Steel, Nylon
Finish: Pearl Chrome
Types of: Wood door
Door thickness: 30mm-50mm
Weight Capacity: 80kg S/Door
Packing: Plastic Suction Package, 32 Pais/Box/White Box, 30 Pais/Box



HANGING WHEEL

移门吊轮五金

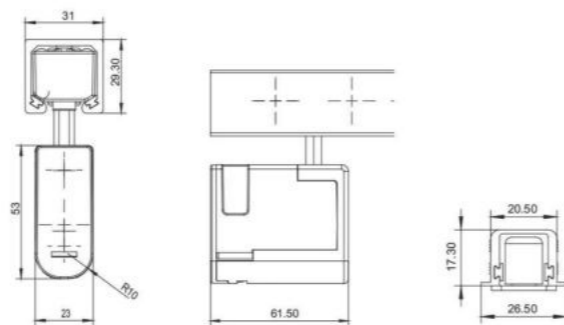


1.
上轨道与轮子接触面采用斜面设计是根据滑冰弯道原理，即轻盈又顺畅，还可以减少灰尘的堆积，影响轨道的顺畅。轨道斜面与轮子的接触面内嵌入尼龙条，改变了轮子与金属轨道的摩擦声，增强了静音效果。

2.
门下口增加导槽导轨，导槽导轨内嵌入尼龙条，与止摆器上的轴承尼龙套紧密吻合代替了传统手工开槽与止摆器不吻合、不平直、有助力、门扇摆动大等缺点。造成的门扇摆动和开关门不流畅产生的噪音，从而也增强了静音效果。

3.
吊轮轮子采用前后独立轴承使轮子同步转动。吊轮调节器采用创新设计的精密齿轮传动方式，可使门上下、前后、左右调节，方便师傅安装，节约了人工安装成本。上下调节杆采用独特设计永不松动，减少和降低了传统吊轮长时间使用因螺丝松动造成门扇下垂或拖地擦边等不良问题，降低了维修成本，从而增加了使用寿命。

三维可调吊轮



NOTE



Tel: +86-0757-63853988
Email: sales@aulutech.com
Web: www.aulutech.com

更多臻品将
陆续登场

... ..